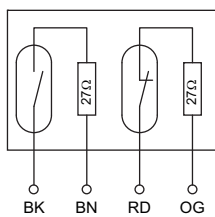


Magnetic Switch Series MA-53

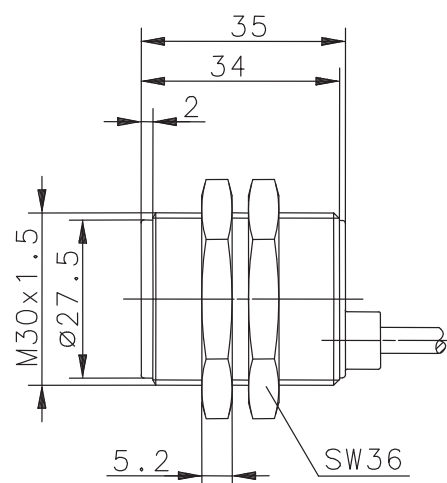
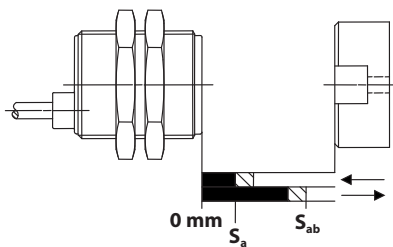
Description **MAK-5336-BCD-6**

Article number **6490653324**

Wiring diagram



Actuating direction / Operating distance




Identifying characteristics in accordance with EN 60947-5-1 and EN 62246-1

Technical Data		
Operating distance	S_a	5 mm
max. Release point	S_{ab}	14 mm
Reference magnet		TK-43-CD/2
Output		N.O., N.C. combined
max. switching voltage		170 V DC / 120 V AC
max. switching current		400 mA DC / 280 mA AC
max. switching capacity		0,25 VA
Mechanical life		3×10^8 switchings, however, according to the load resetability
Repeat accuracy	R	$0,1 \times S$ under same geometrical conditions at the same temperature (within the boundaries of S_a and S_{ab})
Operating frequency		1 Hz

Mechanical data	
Enclosure	PA 6, red
Ambient air temperature	-5 °C ... +70 °C
Protection class	IP 67 acc. to IEC 529, EN 60529
Connection	Cable 4 x AWG26 x 6 m ± 5 %; PVC - Outer jacket, black
Installation position	operator definable
Pollution degree	3 acc. to EN 60947-1

EU Conformity
acc. to directive 2004/108/EC

Approvals	
	UL Listed, Ind. Cont. Eq. / Class 2 Power source
	Note limited electrical data:
	max. switching voltage 60 V AC / 30 V DC
	max. switching current 0,08 A
	max. switching capacity 0,25 VA

Notes
Application: Monitoring system of type MÜZ-x02/xxx
These coded magnetic systems offer manipulation-safe locking and can not be actuated with simple tools like depolarised magnets.
The sensor units are to be operated free from impact and vibration.